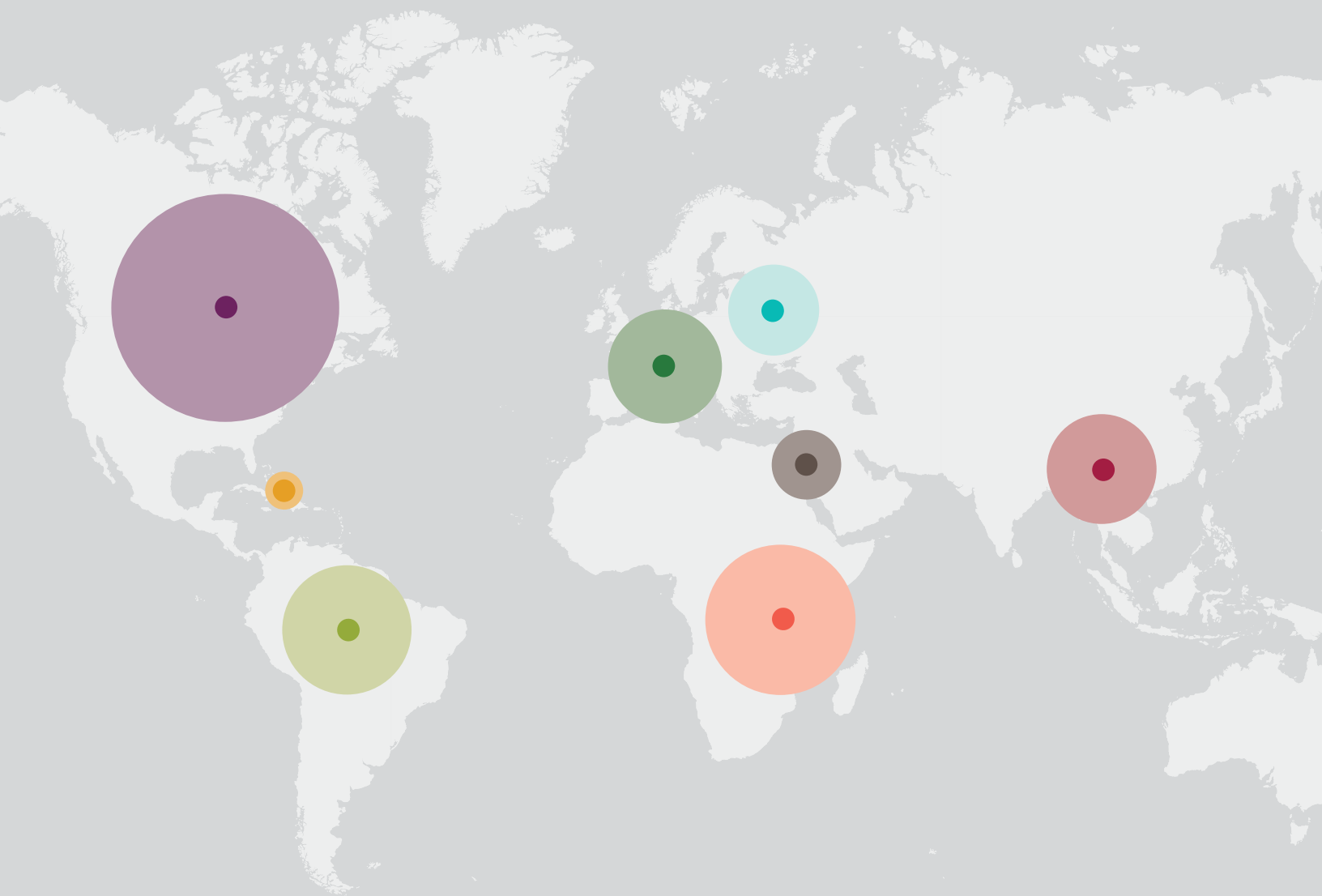


ADVANCING HUMAN RIGHTS

Annual Review of Global Foundation Grantmaking

2016 KEY FINDINGS



Produced by

Candid. and



Human Rights
Funders Network

Published in 2019

About the *Advancing Human Rights* research

With limited resources and immense challenges, now more than ever human rights grantmakers and advocates are asking critical questions about the human rights funding landscape: Where is the money going? What are the gaps? Who is doing what?

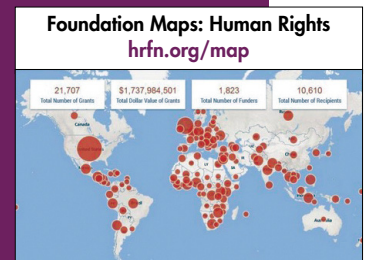
We developed the *Advancing Human Rights* research to answer these questions. It is a collaboration between Human Rights Funders Network (HRFN), Candid (formerly Foundation Center and GuideStar), Ariadne and Prospera to track the evolving state of human rights philanthropy by collecting and analyzing grants data.

Where can I learn more?

- Explore human rights funding over time by issues, populations, regions, and funding strategies on our [research hub](#)
- Dive deeper into grant-level details and find peers working on similar issues through our funders-only [database and mapping platform](#)
- Follow our [blog series](#) where we showcase funder perspectives to contextualize the numbers
- Reflect on the field's present and past through [reports and analyses](#)—like this one

What can I do with the findings?

- Increase your knowledge of the funding landscape and trends
- Understand where your organization fits in the field of human rights philanthropy
- Inform your strategies
- Identify new partners
- Mobilize additional resources to address funding gaps



Help us strengthen the research!

We are committed to expanding understanding of human rights funding but can't do it without your support.

- **Submit data on time:** We believe in the value of real-time data. We can't start our analysis until we receive your grants lists, so please email your most recent fiscal year data to info@hrfn.org by June 30 each year.
- **Provide detailed grant descriptions:** The more information you can share about a grant's purpose and approach, the more accurately we can capture your work.
- **Share data responsibly:** We believe funders can simultaneously protect the privacy and security of grantees while making the human rights field more transparent and effective. We encourage you to visit our [data security guidelines](#) and anonymize any grant details that you feel are too sensitive to be made public.
- **Spread the word:** Collecting data from new funders, especially those outside the United States, helps us build a more comprehensive picture of the funding landscape. Encourage your peers to get involved and share their grant information!

Your input is critical to our efforts to support more effective, collaborative and transparent human rights philanthropy. To submit data, provide feedback, or discuss how to apply this research in your work, please contact Rachel Thomas at rthomas@hrfn.org.

Designed by Betty Saronson, Candid

Copyright © 2019 Candid.

This work is made available under the terms of the Creative Commons Attribution-NonCommercial 4.0 International License.
creativecommons.org/licenses/by/4.0

ISBN 978-1-59542-542-3

THE STATE OF FOUNDATION FUNDING FOR HUMAN RIGHTS IN 2016

The year 2016 brought the return of familiar threats to human rights, including violent attacks by extremist groups like ISIS and Boko Haram, targeted mass shootings in U.S. cities like Orlando, renewed nuclear tests in North Korea, and ongoing concerns over surveillance and digital security. The number of displaced people worldwide reached a new high of 65.6 million as the humanitarian crisis in Syria continued and violence intensified in South Sudan and Yemen.¹ 2016 saw a surge in populism rooted in growing inequality and fear, and fueled by fake news, that prompted the British to vote to leave the European Union and Americans to elect Donald Trump.

Amid growing concerns, the world saw progress on several fronts. In 2016, the United Nations' 17 Sustainable Development Goals for 2030 entered into force—and they explicitly recognize the realization of human rights as an essential component for achieving them. The Paris Agreement on climate change also commenced in 2016, the hottest year on record, as an international effort toward mitigating global warming. In Colombia, the government and the Revolutionary Armed Forces of Colombia (FARC) signed a peace deal ending 50 years of conflict. In many countries, local communities offered refugees a warm welcome, sending a message of inclusion and hope.

In 2016, against this backdrop, foundations allocated a total of \$2.8 billion in support of human rights.²



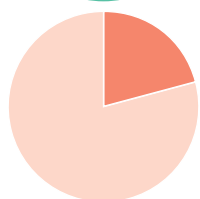
IN 2016,
785
FUNDERS MADE



23,016
HUMAN RIGHTS
GRANTS TOTALING
\$2.8 B



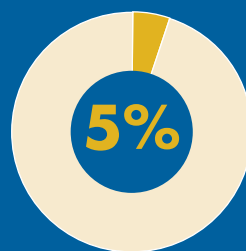
TO
13,242
RECIPIENTS



21%
OF THE FUNDING WAS
REPORTED AS FLEXIBLE
GENERAL SUPPORT

How do we define human rights grantmaking?

Human rights grantmaking addresses the root causes of injustice and inequality. This funding pursues structural change to ensure the protection and enjoyment of the rights enshrined in the Universal Declaration of Human Rights and subsequent human rights treaties. We analyze any grant that meets our definition, regardless of whether the funder considers their work to be human rights focused.



5%
OF FOUNDATION
FUNDING SUPPORTED
HUMAN RIGHTS GRANTS
IN 2016³

How did human rights funding differ between 2015 and 2016?

We looked at changes in foundation funding between 2015 and 2016. To control for year-to-year variations, we used a subset of 584 funders whose grants were included both years.

Year-to-year changes in grantmaking can be influenced by the actions of one or a few foundations, the authorization of multi-year grants in a single year,⁴ a small number of very large grants, or a foundation submitting more detailed and comprehensive grants data. We should be cautious about drawing long-term conclusions about shifts in grantmaking based on single-year changes.

AMONG THIS MATCHED SUBSET,⁵
TOTAL GRANT DOLLARS FOR HUMAN RIGHTS
ROSE BY **34%**

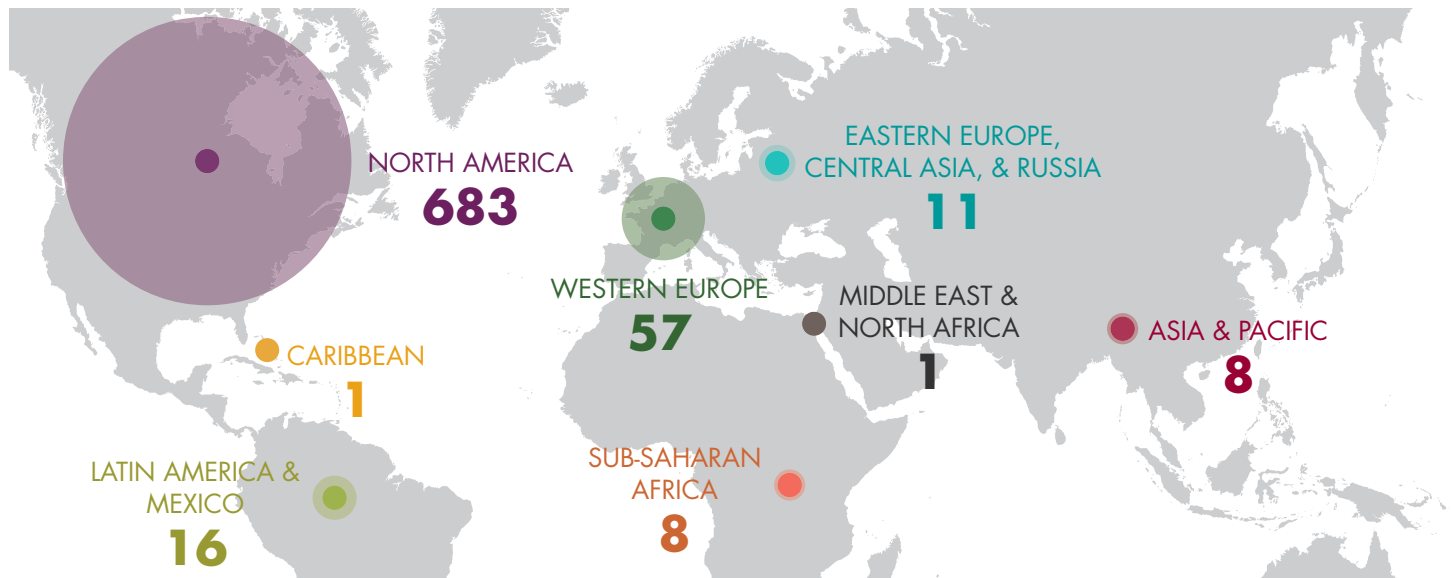
THE NUMBER OF GRANTS
INCREASED BY
14%

AND THE PROPORTION OF FUNDING
REPORTED AS FLEXIBLE GENERAL SUPPORT
INCREASED BY
3%

WHO MAKES HUMAN RIGHTS GRANTS?

The 785 funders⁶ included in this analysis span 43 countries. Eighty-seven percent were based in North America,⁷ largely reflecting the relative accessibility of grants data for U.S. foundations. Nonetheless, the number of funders based outside North America who submitted data has more than doubled since our initial analysis six years ago and they account for appropriately 20 percent of human rights funding.

Number of human rights funders submitting data in 2016 by region



How does member and non-member funding compare?

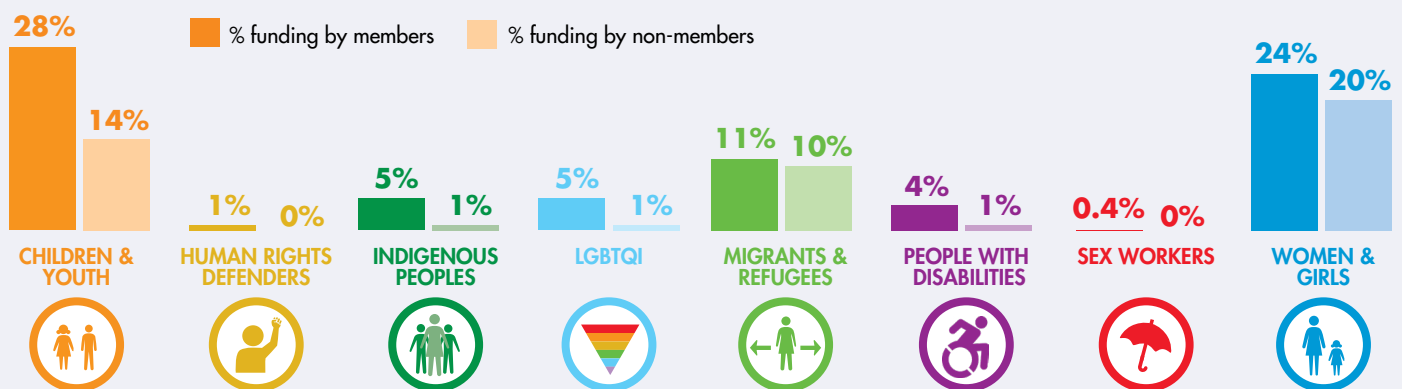
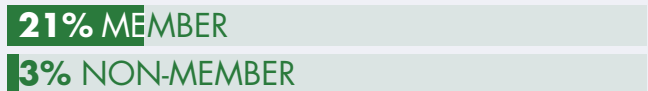
The research combines grants data collected from 248 HRFN, Ariadne, and Prospera members with data Candid collects from a set of the largest U.S. foundations. Many of these additional funders may not consider themselves human rights grantmakers, but 537 of them funded grants that meet our definition.

Non-members allocated a notably smaller proportion of funding for most of the populations we track and were three times less likely to specify any populations in their grants.⁸ This underscores an opportunity to encourage this bigger pool of funders to support marginalized communities more intentionally.

MEMBERS REPRESENT



FUNDING DIRECTLY TO GROUPS BASED IN THE GLOBAL SOUTH AND EAST⁹



WHO ARE THE LARGEST HUMAN RIGHTS FUNDERS?

Top human rights funders by grant dollars in 2016

1	Ford Foundation*	United States	\$253 M
2	Foundation to Promote Open Society*	United States	\$154 M
3	W.K. Kellogg Foundation*	United States	\$149 M
4	Big Lottery Fund*	United Kingdom	\$143 M
5	The Susan Thompson Buffett Foundation	United States	\$142 M
6	National Endowment for Democracy*	United States	\$127 M
7	Oak Foundation*	Switzerland	\$123 M
8	NoVo Foundation*	United States	\$107 M
9	Bill & Melinda Gates Foundation	United States	\$93 M
10	Silicon Valley Community Foundation	United States	\$79 M
11	Comic Relief*	United Kingdom	\$74 M
12	John D. and Catherine T. MacArthur Foundation*	United States	\$72 M



THE **TOP 12**
HUMAN RIGHTS
FUNDERS
ACCOUNTED FOR
51%
OF ALL HUMAN
RIGHTS FUNDING
TOTTALING
\$1.5 B

Top human rights funders based in the Global South and East by grant dollars in 2016

1	Fondo Centroamericano de Mujeres*	Nicaragua	\$8 M
2	Fundación AVINA*	Panama	\$3 M
3	The Foundation for Civil Society*	Tanzania	\$3 M
4	UHA! The East African Sexual Health and Rights Initiative*	Kenya	\$2 M
5	International Indigenous Women's Forum*	Peru	\$2 M
6	Fundo Baobá*	Brazil	\$2 M
7	Trag Fondacija*	Serbia	\$2 M
8	TrustAfrica*	Senegal	\$1 M
9	African Women's Development Fund*	Ghana	\$1 M
10	Korea Foundation for Women*	Republic of Korea	\$1 M
11	ELAS Fundo de Investimento Social*	Brazil	\$1 M
12	Global Fund for Community Foundations*	South Africa	\$1 M

45 FUNDERS
BASED IN THE
GLOBAL SOUTH
AND EAST MADE
1,928
HUMAN RIGHTS
GRANTS
TOTTALING
\$28 M



Source: Candid, 2019. The amounts presented here reflect the full value of each funder's grantmaking for human rights, including grants to other foundations in the set. To address potential double-counting in figures, recipients who are also funders were removed to arrive at the \$2.8 billion for 2016 total human rights grantmaking figure that appears in other sections of the analysis. *Denotes membership in HRFN, Ariadne, or Prospera.

WHERE DO HUMAN RIGHTS GRANTS GO?

The human rights grants captured in this research supported 13,242 organizations worldwide in 2016.¹⁰ The totals for each region represent human rights grants for activities focused on that region, regardless of the recipient location. For example, if an organization based in the Netherlands received a grant for a project in Kenya we would allocate that funding to the region Sub-Saharan Africa.

Human rights grants generally benefit a specific country or region. However, because grants that focus on multiple regions do not specify how much money goes where, the full value of these grants is counted in the totals for each region. The category “global” includes grants intended to support human rights globally.¹¹

BASED ON THE MATCHED SUBSET OF FUNDERS, FROM 2015 TO 2016, 6 OF 8 WORLD REGIONS EXHIBITED GROWTH IN GRANT DOLLARS RECEIVED



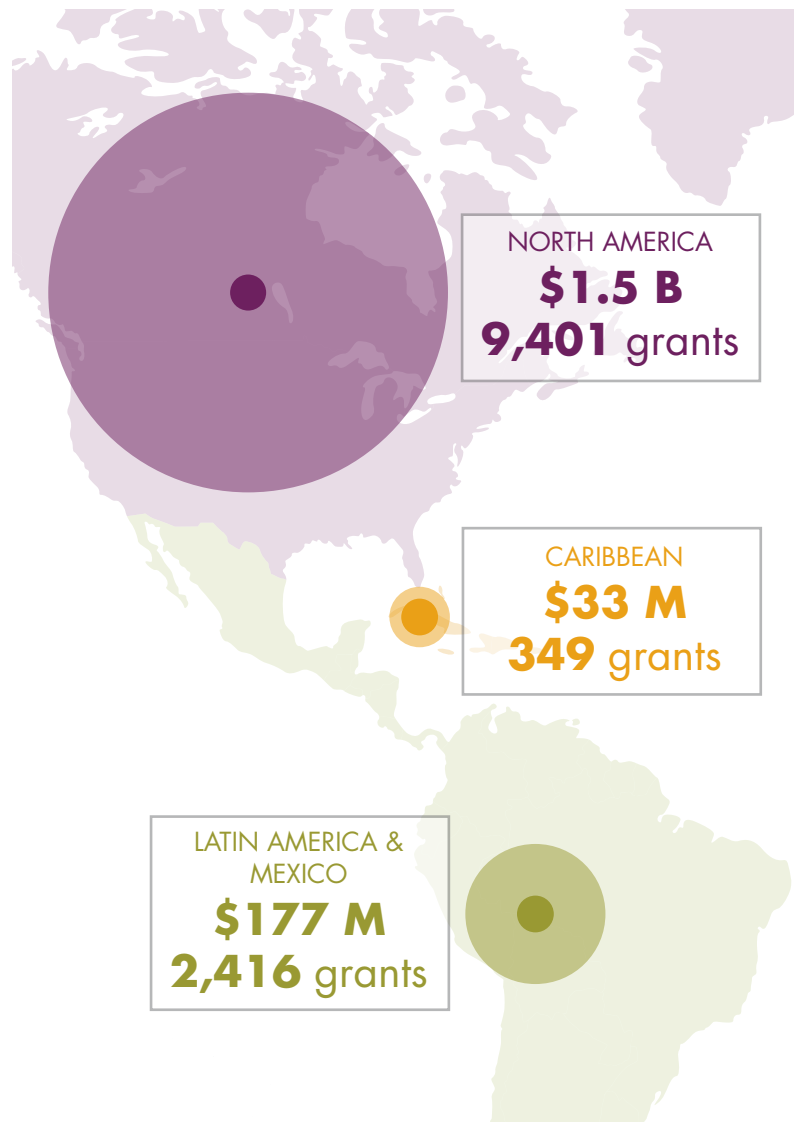
The Caribbean and Latin America and Mexico showed the largest percentage increases in funding (46 and 41 percent). This is due in part to a \$10 million grant to support sexual and reproductive rights in these regions, and a \$25 million grant to establish an endowment fund to promote racial equality in Brazil.¹² As the only region to see a significant decrease in our [funding trends analysis](#) for 2011–2015, it is encouraging to see this rebound in Latin America and Mexico.



North America saw a significant increase in funding (36 percent), which included grants to engage voters and promote voting rights in the lead up to the U.S. presidential election. The number of grants that used the terms “undocumented” and “race” notably increased during this timeframe (45 and 59 percent), reflecting debates on immigration, racial inequality, and criminal justice reform.



Sub-Saharan Africa was the only region to show a significant increase in the proportion of human rights grant dollars going directly to the region (17 percent).

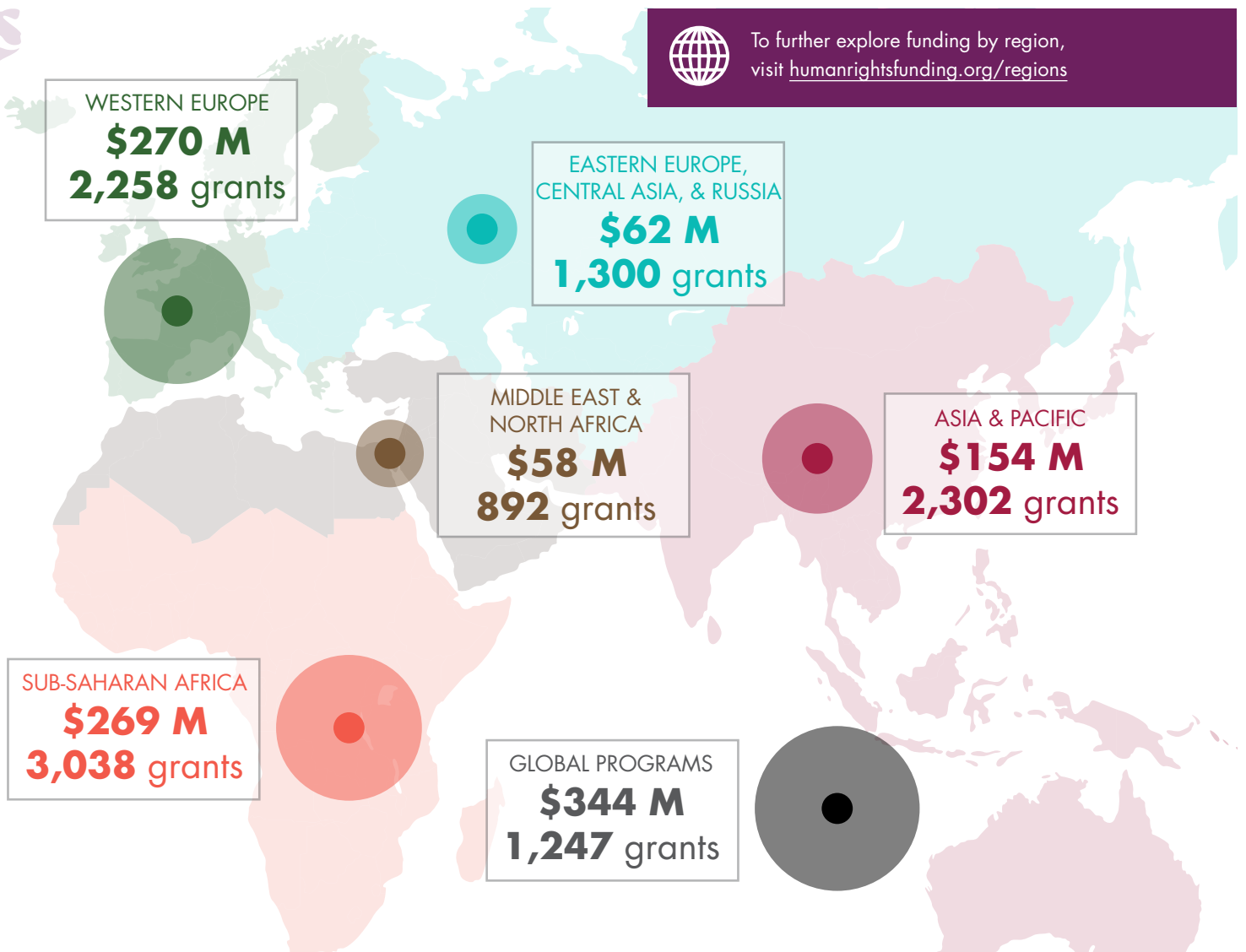


How much funding went directly to recipients based in the region of benefit?

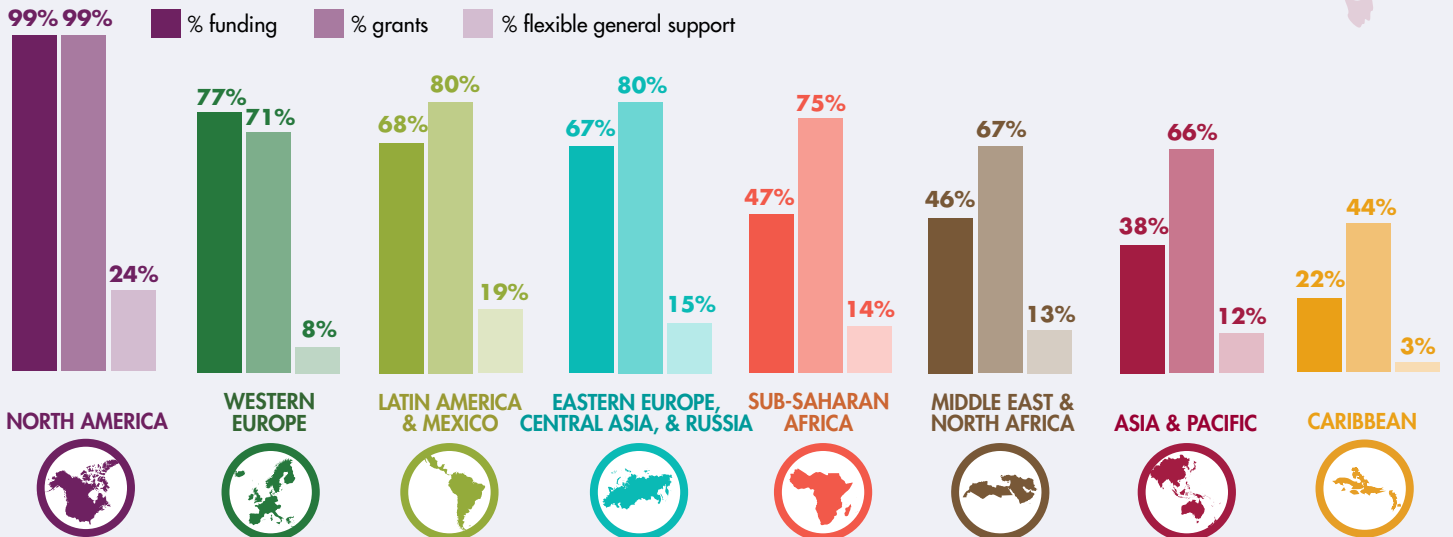
For all regions except the Caribbean, the majority of grants intended to benefit the region were awarded to recipients located in that region. However, in-region recipients were less likely to receive the majority of grant dollars in several contexts. In part, this is likely related to the requirement that U.S. foundations must evaluate whether intended foreign grantees are the equivalent of a public charity, which may be excessively burdensome for smaller foundations. It may also indicate that some funders are opting to work through intermediaries with local knowledge. However, our analysis and other research¹³ finds that recipients based in North America are significantly more likely to receive flexible general support than recipients based in any other region. This raises questions about trust, which deserve further study.



To further explore funding by region, visit humanrightsfunding.org/regions



Foundation funding for human rights to recipients based in the region of benefit in 2016



WHAT ISSUES DO HUMAN RIGHTS GRANTS ADDRESS?

The grants included in this research have been classified under 30 unique human rights issues grouped into 13 overarching categories.¹⁴ In this report, grants are assigned to one issue only. Where grants address multiple issues, we drew on available information to determine the most relevant category. The category “human rights general” captures grants to organizations that work across a range of human rights issues and do not stipulate a focus.



To see definitions for each category or further explore funding by issues, visit humanrightsfunding.org/issues

Foundation funding for human rights by issue in 2016

	Health and Well-being Rights	\$344 M	12%	2,349 grants
	Equality Rights and Freedom from Discrimination	\$327 M	12%	3,143 grants
	Social and Cultural Rights	\$273 M	10%	1,787 grants
	Freedom from Violence	\$265 M	10%	2,790 grants
	Environmental and Resource Rights	\$252 M	9%	2,556 grants
	Sexual and Reproductive Rights	\$216 M	8%	1,062 grants
	Economic and Labor Rights	\$213 M	8%	1,366 grants
	Civic and Political Participation	\$206 M	7%	2,023 grants
	Access to Justice/Equality Before the Law	\$194 M	7%	1,305 grants
	Human Rights General	\$167 M	6%	1,470 grants
	Expression and Information Rights	\$165 M	6%	1,453 grants
	Migration and Displacement	\$114 M	4%	1,108 grants
	Transitional Justice and Peacebuilding	\$38 M	1%	604 grants

THE MATCHED SUBSET OF FUNDERS SHOWS INCREASED FUNDING FOR 11 OF 13 HUMAN RIGHTS ISSUES IN 2016



Access to justice/equality before the law and **environmental and resource rights** saw the biggest proportion of growth, up 49 and 39 percent. The former can be largely explained by increases from the Ford Foundation and the MacArthur Foundation totaling \$55 million toward criminal justice reform. The latter marks a year of growing international pressure to mitigate the effects of climate change, during which 16 additional funders made grants focused on environmental and resource rights.



Transitional justice and peacebuilding and **human rights general** declined 22 and 16 percent. Five funders decreased their contributions for the former by \$2 million or more, with the proportion of funding for “Middle East and North Africa” and “Central Asia, Eastern Europe, and Russia,” declining the most (55 and 37 percent). The dip in human rights general may simply indicate that the quality of grant descriptions is improving, allowing us to better assign grants to more specific categories.









WHAT POPULATIONS DO HUMAN RIGHTS FUNDERS SUPPORT?

Sixty-eight percent of human rights grants included an explicit focus on one or more of the eight population groups we track. In our analysis, the full value of a grant is counted toward each population named as a focus for the grant. For example, if a human rights grant mentions girls, its full amount is counted in the funding totals for both “children and youth” and “women and girls.”



To further explore funding by populations, visit humanrightsfunding.org/populations

Foundation funding for human rights by population in 2016

	Women and Girls	\$646 M	23%	6,241 grants
	Children and Youth	\$640 M	23%	4,681 grants
	Migrants and Refugees	\$290 M	11%	2,526 grants
	Indigenous Peoples	\$105 M	4%	1,334 grants
	LGBTQI	\$104 M	4%	2,189 grants
	People with Disabilities	\$75 M	3%	1,299 grants
	Human Rights Defenders	\$19 M	0.7%	576 grants
	Sex Workers	\$7 M	0.3%	152 grants

THE MATCHED SUBSET OF FUNDERS SHOWS THAT FUNDERS ALLOCATED MORE FUNDING TO 7 OF 8 POPULATIONS IN 2016



Children and youth, sex workers, and indigenous peoples saw the largest percentage increases (28, 25, and 23 percent). The intersection with climate change largely drove the increase in funding for indigenous peoples as funders allocated 80 percent more funding—an additional \$19 million—for grants related to climate and indigenous communities. For sex workers, for whom grant dollars are comparatively low and the number of funders remained just over 30, a grant of \$1.3 million from Comic Relief is largely responsible for the change.



Human rights funding also increased for **women and girls** (19 percent), **migrants and refugees** (19 percent), **human rights defenders** (15 percent), and **LGBTQI** communities (6 percent). Some of this increase may be due to funders becoming more explicit in specifying the beneficiaries of their grants.

The only population to show a funding decline in 2016 was **people with disabilities** (19 percent). Though the data shows that 18 fewer funders awarded grants for people with disabilities in 2016, the change is partly mitigated by the fact that several large multi-year grants were awarded and fully attributed to 2015.

WHAT STRATEGIES DO HUMAN RIGHTS FUNDERS SUPPORT?

The strategies that funders support through their grantmaking range from capacity-building, to research and documentation of human rights abuses, to advocacy for greater recognition of rights. Grants may support more than one strategy; for this analysis, the full grant amount is attributed to all applicable strategies. Sixty-two percent of human rights grants specified at least one of the 11 strategies we track in this research.

Advocacy, systems reform, and implementation remains the top strategy for human rights funding, reflecting the fundamental



To further explore funding by strategies, visit humanrightsfunding.org/strategies

role transforming institutions and systems plays in protecting and promoting human rights. Similarly, public engagement and awareness-raising comes in second which speaks to the importance of educating and involving the public in claiming human rights and spurring change.

Foundation funding for human rights by strategy in 2016

	Advocacy, Systems Reform and Implementation	\$1.2 B	43%	11,435 grants
	Public Engagement and Awareness-raising	\$568 M	21%	7,235 grants
	Capacity-building and Technical Assistance	\$371 M	13%	4,461 grants
	Coalition-building and Collaboration	\$282 M	10%	3,610 grants
	Media and Technology	\$248 M	9%	2,190 grants
	Grassroots Organizing	\$224 M	8%	2,167 grants
	Research and Documentation	\$185 M	7%	1,721 grants
	Arts and Culture	\$94 M	3%	1,269 grants
	Litigation and Legal Aid	\$87 M	3%	818 grants
	Scholarships and Travel	\$7 M	0.2%	493 grants
	Security and Resilience	\$4 M	0.2%	73 grants

THE MATCHED SUBSET OF FUNDERS REFLECTED **FUNDING INCREASES FOR 9 OF 11 STRATEGIES** IN 2016



Public engagement and awareness-raising, grassroots organizing, and media and technology grew by the largest proportions (73, 59 and 44 percent). For grassroots organizing, the number of grants that incorporated the terms “movement” or “grassroots” increased by 79 percent and 35 percent during this timeframe, suggesting a shift in how funders are talking about their work and possibly executing their grantmaking.

The increased funding related to public engagement and awareness raising and media and technology may reflect a growing emphasis on using stories and narrative strategies to address injustices and inequality. From 2015 to 2016, the number of grants in these categories that mentioned “narrative”—including shaping, shifting, or reframing it—more than tripled, and almost twice as many grants mentioned “storytelling” as a tactic.

Endnotes

- 1 High Commissioner for Refugees (UNHCR), *Global Trends: Forced Displacement in 2016*, 21 June 2017, available at refworld.org/docid/594aa38e0.html [accessed 2 May 2019]
- 2 This figure excludes 482 grants totaling \$199 million awarded by foundations to other foundations included in the 2016 data set. Generally, these awards were made to either support regranteeing programs or build the capacity of recipient foundations. These grants have been removed in order to avoid double-counting of grant dollars.
- 3 Funding for human rights represents five percent of the over \$30 billion given overall in 2016 by foundations in Candid's FC 1000 data set. The FC 1000 includes all grants of \$10,000 or more awarded by 1,000 of the largest U.S. foundations. Of the 785 funders included in our analysis of human rights grantmaking, 504 were also included in the FC 1000 data set for 2016.
- 4 For this analysis, the full value of the grant is attributed to the year in which it was authorized. Therefore, if a multi-year grant was authorized in 2016, the full value of that grant was included in the 2016 totals.
- 5 A total of 584 foundations who made at least one human rights grant in both 2015 and 2016 were tracked in the *Advancing Human Rights* research and included in the comparison. Their giving represented 81 percent of human rights grant dollars tracked for 2015 and 94 percent for 2016. This change is mainly due to several large funders that shared 2015 data but not 2016 data for the project, including EEA and Norway Grants, Nationale Postcode Loterij, and Tides Foundation.
- 6 You can view a list of the 785 funders included in the research here: humanrightsfunding.org/faq.
- 7 In our analysis, North America is limited to Canada and the United States. Four Canadian funders contributed 2016 grants data: the Stephen Lewis Foundation, the International Development Research Centre, MATCH International Women's Fund, and the Kenoli Foundation.
- 8 This is in part because members often submit their grants data to us directly for this project, while we frequently secure non-member data through public reporting. All U.S. foundations are required to submit 990 tax forms containing information about their grants to the Internal Revenue Service.
- 9 For this analysis, the Global South and East includes all countries outside of Western Europe, North America, Australia, New Zealand, and Japan.
- 10 The overall figures for 2016 of 23,016 human rights grants totaling \$2.8 billion excludes all double-counting of grants that focus on more than one region.
- 11 Human rights grants totaling \$62 million that specified "developing countries" as the region of benefit are not reflected in this graphic.
- 12 For this analysis, the full value of the grant is attributed to the year in which it was authorized. Therefore, if a multi-year grant was authorized in 2016, the full value of that grant was included in the 2016 totals.
- 13 Foundation Center (now Candid) and Council on Foundations, *The State of Global Giving by U.S. Foundations 2011-2015*, 14 August 2018, available at issuelab.org/resources/31306/31306.pdf [accessed 16 May 2019]
- 14 We have continued to refine our taxonomy to more accurately capture human rights grantmaking since our inaugural *Advancing Human Rights* report produced in 2013. Changes include dividing the overall category of "Individual Integrity, Liberty, and Security" into "Equality Rights and Freedom from Discrimination" and "Expression and Information Rights;" adding "Voting Rights" as a sub-category of "Civic and Political Participation" and "Other Forms of Violence" under "Freedom from Violence;" and adding a category for "Transitional Justice and Peacebuilding" and a population code for "Human Rights Defenders." We also changed the naming of "Labor Rights" to "Economic and Labor Rights" to more accurately reflect the range of activity captured in this category. You can view the full list of human rights issues here: humanrightsfunding.org/faq.

Authors

Anna Koob Director of Research, Candid
Rachel Thomas Director of Research Initiatives, Human Rights Funders Network

Acknowledgments

The authors wish to thank Mona Chun and Camille Serrano, Human Rights Funders Network, and Lauren Bradford and Inga Ingulfsen, Candid, for their support for the *Advancing Human Rights* research, as well as Matthew Ross, Barbara Kristaponis, Emily Fendler, and Cynthia Nachsin, Candid, for their work on the processing and coding of human rights grants data. We thank Julie Broome and Florent Gonthier, Ariadne—European Funders for Social Change and Human Rights, for their efforts to ensure European donors' grantmaking is captured accurately in this research, and Augusta Hagen-Dillon, Prospera—the International Network of Women's Funds, for her commitment to ensuring the critical role of women's funds in supporting human rights is fully represented. In addition, we express our gratitude to members of the grantmaker advisory committee for their ongoing guidance and feedback to this initiative. Finally, we thank all foundations who have reported their data to inform this research.

About Human Rights Funders Network

The Human Rights Funders Network (HRFN) was founded in 1994 by a small group of human rights grantmakers who wanted to share strategies and lessons learned, discuss field-wide trends, and collaborate. Since those early days, our community has grown into a global network of approximately 1,800 individual grantmakers and philanthropists across 70 countries committed to advancing human rights through effective philanthropy. Our membership includes 95 dues-paying institutions, while more than 350 additional institutions engage in our activities. HRFN is based in New York, is fiscally sponsored by Proteus Fund, and is governed by a Steering Committee composed of HRFN member representatives. Learn more at hrfn.org.

About Candid

Foundation Center and GuideStar joined forces in 2019 to become Candid, a 501c3 nonprofit organization. Every year, millions of nonprofits spend trillions of dollars around the world. Candid finds out where that money comes from, where it goes, and why it matters. Through research, collaboration, and training, Candid connects people who want to change the world to the resources they need to do it. Candid's data tools on nonprofits, foundations, and grants are the most comprehensive in the world. Find out more at candid.org.

Share your grants data!

Foundations can submit their grants data using this [template](#) and should anonymize any details that are too sensitive to be made public. If you use software from any of these [providers](#) to manage your grants, you can simply export your data to the template. Please email your most recent fiscal year data to info@hrfn.org by June 30 each year. If you have any questions about submitting your data, please let us know.

Copyright © 2019 Candid. This work is made available under the terms of the Creative Commons Attribution-NonCommercial 4.0 Unported License, creativecommons.org/licenses/by-nc/4.0.

doi.org/c73p

To access more detailed information about foundation funding for human rights, visit humanrightsfunding.org.

Candid.

32 Old Slip • New York, NY 10005
(800) 424-9836 • candid.org



**Human Rights
Funders Network**

500 Seventh Avenue • New York, NY 10018
(646) 867-8620 • hrfn.org